

Connecting to eduroam

Android



HAN_ UNIVERSITY
OF APPLIED SCIENCES



Getting Started





Connecting your Android device to eduroam

Welcome

In this manual you will find instructions for connecting your **Android** device to the wireless network of the Hogeschool van Arnhem and Nijmegen. The name of the wireless network is **eduroam**.

Requirements

To be able to connect to **eduroam**, you need the following:

-  An Android device.
-  Employees: Your **HAN e-mail address**.
 - Example: `firstname.lastname@han.nl`
-  Students: Your **HAN student e-mail address**.
 - Example: `initials.surname@student.han.nl`
-  The password of your **HANaccount**.




Android Version

The information in this manual applies to Android version 8.0 and higher.

Connecting to eduroam - procedure

- 1** Open **settings**.
- 2** Choose the category **network & Internet**.
- 3** Choose the option **Wi-Fi**.
- 4** Select the network name **eduroam**.
- 5** In the list under the header EAP-method: Select **PEAP**.
- 6** In the list under the header Phase 2-authentication: Select **MSCHAPV2**.
- 7** In the list under the header CA-certificate: Select **Do not validate**.
- 8** In the textbox Identity: Fill in your **HAN e-mail address**.
- 9** In the textbox Password: Fill in your **HAN password**.
- 10** Tap on the **connect** button.
- 11** The connection is made with **eduroam**. Your Android device is now **connected** to eduroam.

Some remarks

-  It is your own responsibility to keep the software and anti-virus program on your device up-to-date.
-  With eduroam you have access to the internet at other Educational institutions For a list of organizations that support eduroam, visit www.eduroam.nl.
-  The HAN is not responsible for any damage to/or malfunctioning of your device.

Colofon

Connecting to eduroam | Android

HAN University of Applied Sciences

Version 4.0 Rev. 3

© 2022 All rights reserved.

Curated by Jean-Pierre Habets
Updated on July 27, 2022 by Murat Sabudak

This manual is subject to changes and might contain translation errors.

The information in this manual is subject to change and change updated as needed. No rights can be derived.

HAN_UNIVERSITY
OF APPLIED SCIENCES

